



■ FULLY INTEGRATED LOGISTICS & SUPPLY CHAIN SOLUTIONS

JWD provides a complete range of integrated B2B and B2C logistics & supply chain solutions in ASEAN. We focus on specialized industry sectors such as chemicals and dangerous goods, automotive and parts, food and cold chain, which require expertise in each specific field and must be well-implemented in accordance with applicable international standards.



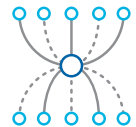
■ A PROACTIVE LEADER IN IT SOLUTIONS FOR SUPPLY CHAIN MANAGEMENT

Here, we analyze, design and integrate data innovations for maximum efficiency in inventory management, enabling everyone involved to get access and take advantage of supply chain management



■ STRATEGIC LOCATIONS

JWD has selected the most convenient locations for warehouses and distribution centers with an easy access to connecting roads and transportation networks as well as public infrastructure, and are situated in close proximity to manufacturing and distribution hubs, such as Laem Chabang Port, Bangna Trad Road (KM 19), Suwinthawong Road, Samwa Road and Krungthep Kreetha Road in Bangkok as well as in Mahachai, Samut Sakhon.



■ ASEAN NETWORK & COVERAGE

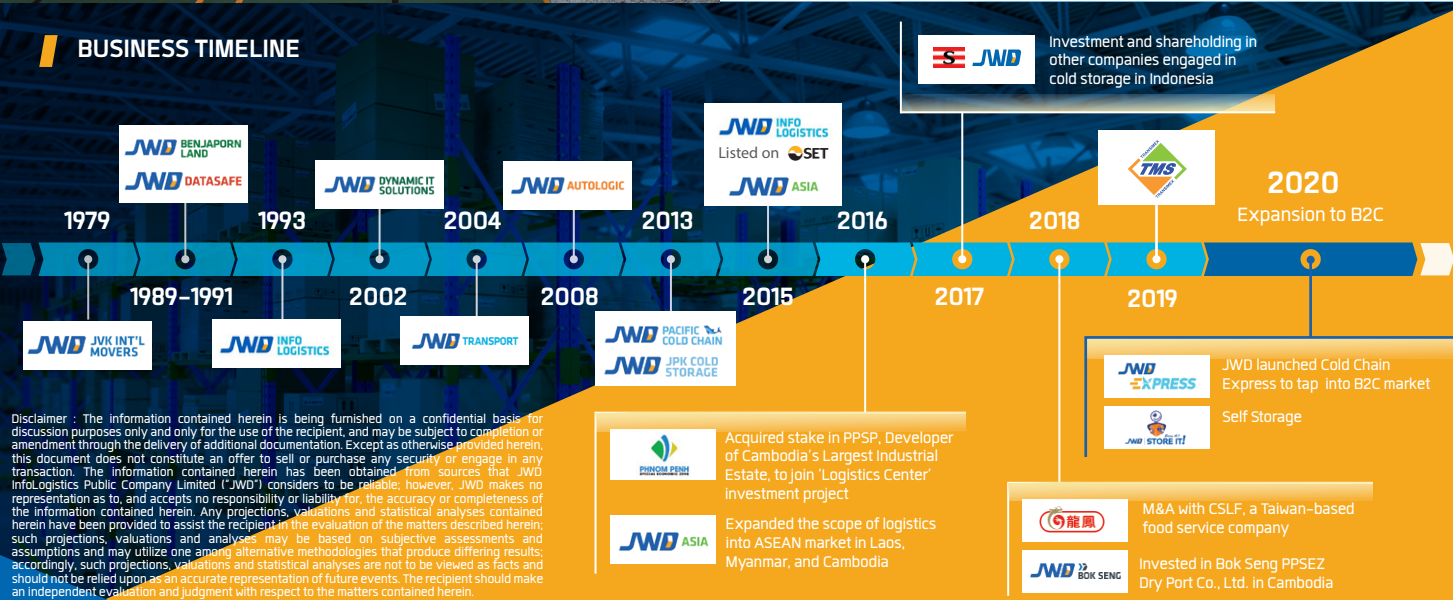
JWD has expanded its logistics operations and network extensively across ASEAN, including Vietnam, Cambodia, Indonesia, Myanmar, Laos, Malaysia, Singapore as well as Taiwan, to capture the high and continuous growth of logistics demand in the region.



FACT SHEET Q2/2020 Performance



BUSINESS TIMELINE



Disclaimer : The information contained herein is being furnished on a confidential basis for discussion purposes only and only for the use of the recipient, and may be subject to completion or amendment through the delivery of additional documentation. Except as otherwise provided herein, this document does not constitute an offer to sell or purchase any security or engage in any transaction. The information contained herein has been obtained from sources that JWD InfoLogistics Public Company Limited ("JWD") considers to be reliable; however, JWD makes no representation as to, and accepts no responsibility or liability for, the accuracy or completeness of the information contained herein. Any projections, valuations and statistical analyses contained herein have been provided to assist the recipient in the evaluation of the matters described herein; such projections, valuations and analyses may be based on subjective assessments and assumptions and may utilize one among alternative methodologies that produce differing results; accordingly, such projections, valuations and statistical analyses are not to be viewed as facts and should not be relied upon as an accurate representation of future events. The recipient should make an independent evaluation and judgment with respect to the matters contained herein.

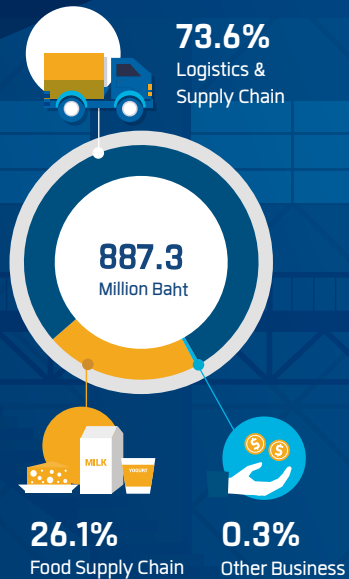
CONTACT

JWD InfoLogistics Public Company Limited

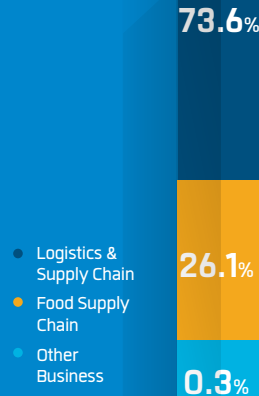
36 Krungthep Kreetha Road, Huamark, Bangkok, Bangkok 10240, Thailand

Tel: +66 2710 4000
E-mail: info@jwd-logistics.com, ir@jwd-logistics.com
Website: www.jwd-group.com

SERVICE PERFORMANCE 2020



JWD Financial Tracking



56.6%

Warehouse & Yard Management

10.9%

Transport & Distribution

3.9%

Relocation

0.8%

Self Storage

1.4%

Logistics Infrastructure

12.3%

General Goods

11.3%

Dangerous Goods

6.9%

Automotive

22.8%

Cold Storage

3.2%

Document Storage

STOCK INFORMATION

SET: JWD
6.60 THB

52-Week High/Low:
10.60/4.80 THB

Free Float:
41.33%

JWD is traded on The Stock Exchange of Thailand under the symbol JWD.

Authorized Capital: **510,000,000 THB**
Paid-up Capital: **509,999,971.50 THB**
Par Valued: **0.5 THB**
No. of Shares: **1,019,999,943 Shares**
Market Cap: **6,732.00 MB** (as of 20 Aug 2020)
Enterprise Value: **12,247.95 MB**

As of 30 JUN 2020



CREDIT RATING

Fitch Ratings

LONG-TERM SHORT-TERM OUTLOOK
BBB(tha) F3(tha) Stable

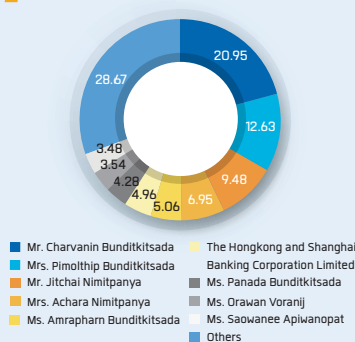


DIVIDEND PAYMENT

(Unit: THB per share)



SHAREHOLDING STRUCTURE



Cash Flows

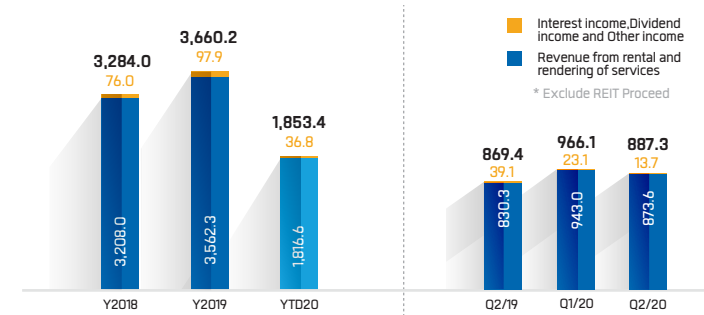
(Unit : MM THB)

	2019	2020
Cash and Cash Equivalents at 1 January	456.4	885.5
Operating Activities	317.0	548.9
Investing Activities	(707.2)	(362.5)
Financing Activities	356.3	(548.4)
Impact of foreign exchange rates	9.9	53.2
Net Increase / (Decrease) in Cash and Cash Equivalents	(24.0)	(308.8)
Cash included/disposal assets group classified as held for sales	2.6	-
Cash and Cash Equivalents at 30 June	435.0	576.7

FINANCIAL PERFORMANCE

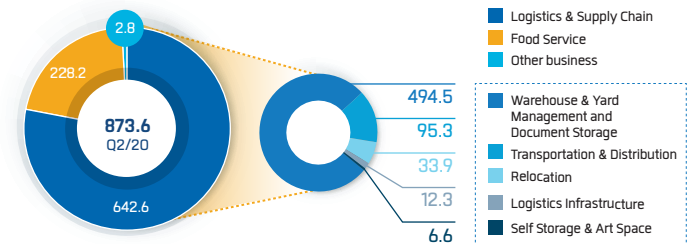
Total Revenue*

(Unit : MM THB)



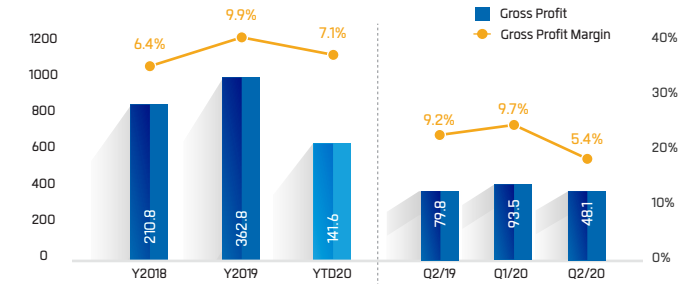
Revenue Breakdown

(Unit : MM THB)



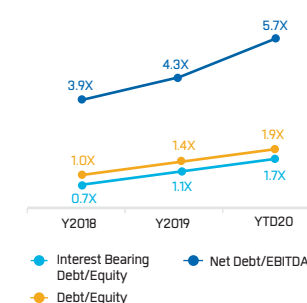
Gross Profit and Gross Profit Margin

(Unit : MM THB)



Key Financial Ratios

(Times)



Financial Positions

(Unit : MM THB)

